

## Ultra-High Precision Disciplined OCXO

## 5MHz to 10MHz

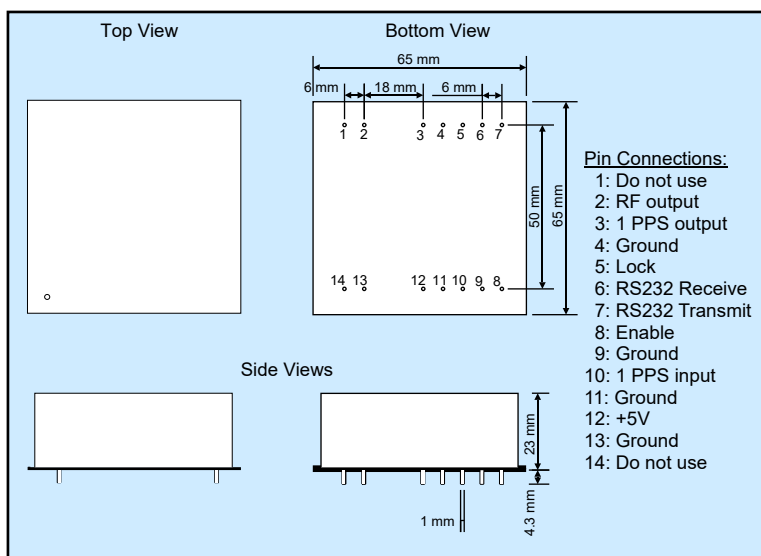
### FEATURES

- DT-6565 65 x 65 x 23mm 14 pin package
- 24 Hours Holdover <1.5uS ±10°C temperature change
- 5.0V Supply voltage
- CMOS Output
- Voltage Control as standard
- Best Stability ±0.1ppb
- PB Free



### GENERAL SPECIFICATIONS

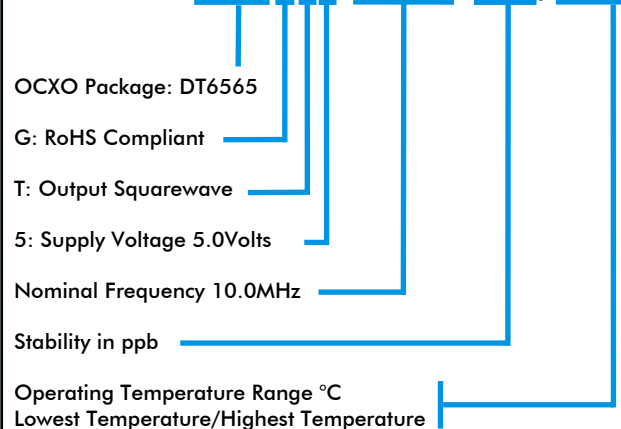
Supply Voltage		+5.0V
Supply Voltage Range:		+5.0V ±5%
Frequency Range:		5MHz/10MHz
Output Logic High (VOH)		+2.7V (min.)
Output Logic Low (VOL)		+0.4V (max.)
Duty Cycle		40% - 60%
Load		10MΩ/10pF
Frequency Stability:	vs Temperature (refer to +25°C)	±0.1ppb (max.) over -10°C to +70°C
	Frequent Accuracy	±1x10 <sup>12</sup> , 24 hour average (locked to 1 pps.)
	24 Hours Holdover	1.5 uS ±10°C, after 7 days power on and 1 day discipline
	Acceleration Sensitivity	±1ppb/g
1 pps Time Output:	1 pps	1Hz
	Output Amplitude	3.3V CMOS
	Pulse Width	20 us
	Rise/Fall Time	10 ns (max.)
	Load	10MΩ/10pF
1 pps Time Input	1 pps	1Hz
	Timing Edge	Rising Edge
	Input Amplitude	3.3V CMOS
	Input Impedance	10MΩ /10pF
Environmental (MIL-STD-202)	Mechanical Shock	>30G, 11ms Half Sine
	Vibration	5G up to 2kHz



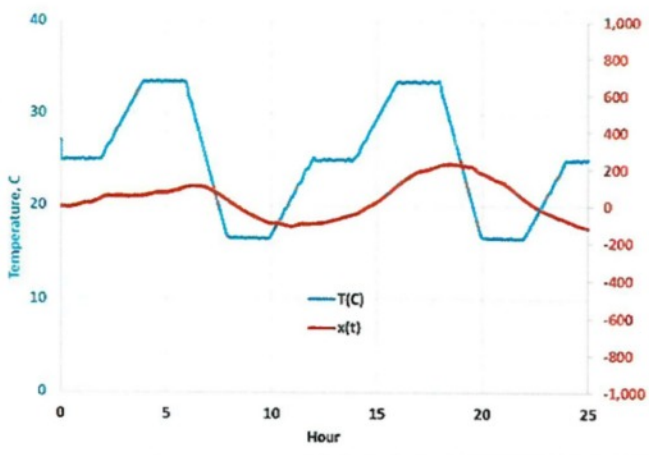
### PART NUMBER FORMAT

Example:

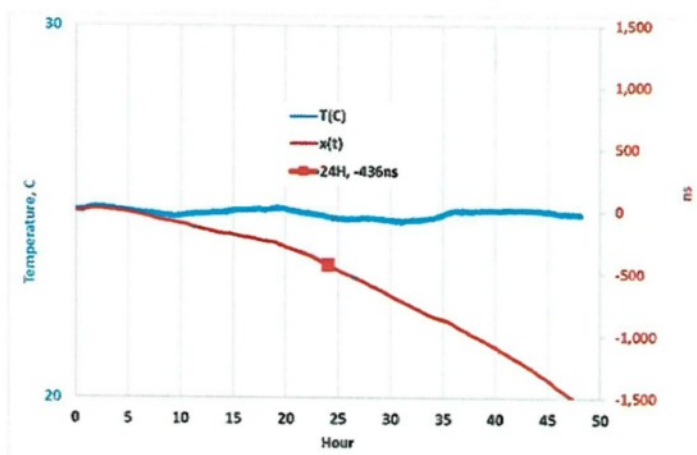
**EQXO-DT65GT5-10.000-0.10/-10+70**



**Holdover Test Data of DT-6565**



Tested at 25°C ± 10°C



Tested at 25°C

**Phase Noise**

<b>Phase Noise (@10MHz)</b>	1Hz	10Hz	100Hz	1kHz	10kHz
	-100dBc/Hz	-125dBc/Hz	-135dBc/Hz	-145dBc/Hz	-150dBc/Hz