

Specimen Specification
815MHz HELICAL FILTER
Part: TT67214A-815M

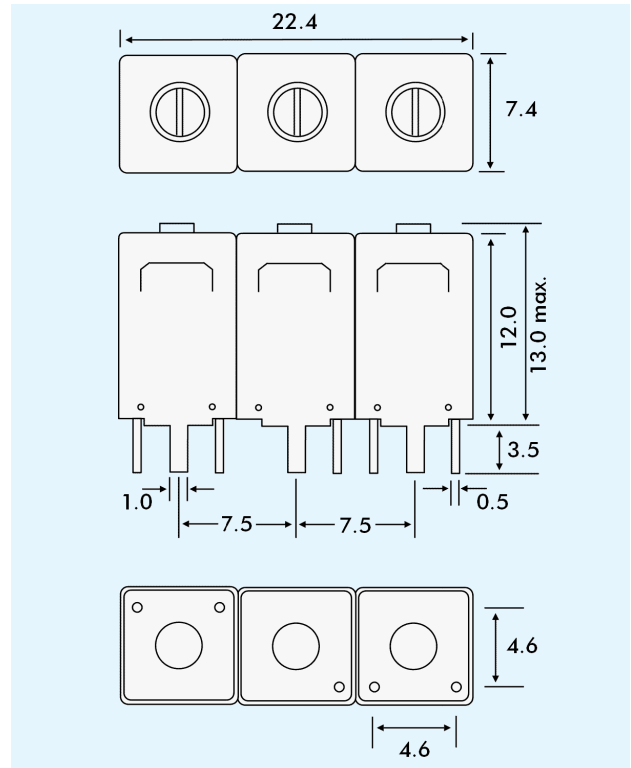
DESCRIPTION

Helical filters offer a variety of benefits in comparison with SAW filters including customer specification of centre frequency and bandwidth, no initial design charges, lower insertion losses and lower impedance. In addition, the simpler design of helical filters enables smaller quantities to be produced economically and with quicker delivery.

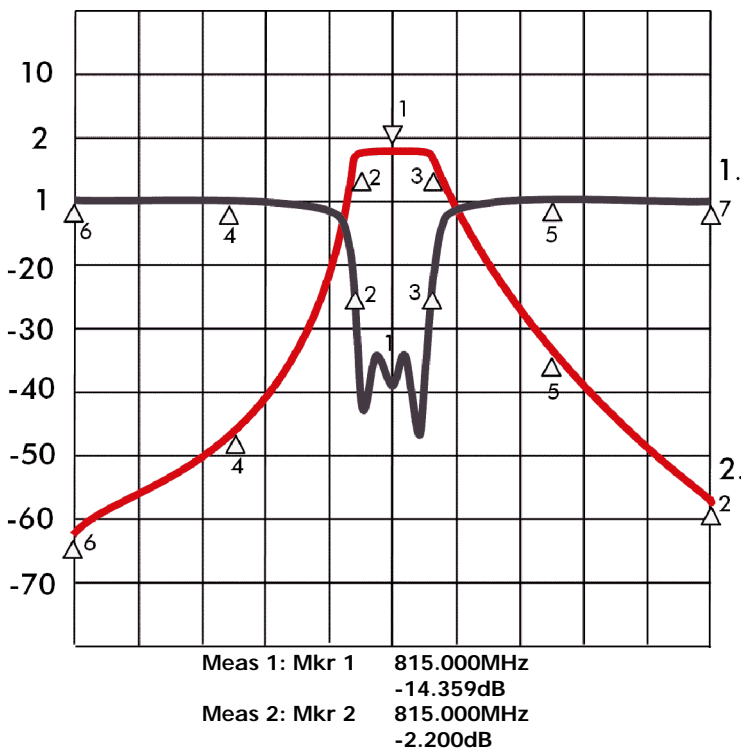
GENERAL SPECIFICATION

	Specified	Typical
Centre Frequency:	815.0MHz	±0.5%
Insertion Loss:	±4.0dB	±2.2dB
-3dB Bandwidth:	25MHz	28MHz
Sensitivity		
Fo -50MHz:	40dBc	43dBc
Fo +50MHz:	29dBc	32dBc
Fo -100MHz:	57dBc	60dBc
Fo +100MHz:	48dBc	51dBc
Return Loss:	10db	12dB
Ripple:	< 1dB	1dB
Group Delay:	27ns	26ns
Impedance:	In/Out: 50W	
Temperature Conditions		
Operating:	0° to +60°C	
Storage:	-20° to +70°C	
Poles:	3	
Case Style:	7H3	

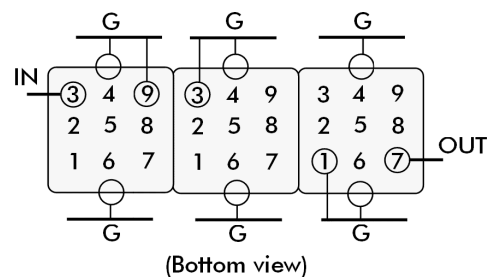
OUTLINES AND DIMENSIONS



PERFORMANCE DATA



CONNECTION SCHEMATIC



PERFORMANCE DATA

Marker 1 (MHz)	dB	Marker 2 (MHz)	dB
1: 815.0000	-14.359	1: 815.0000	-2.200
2: 802.3333	-7.390	2: 802.3333	-5.301
3: 830.0667	-6.734	3: 830.0667	-5.144
4: 765.0000	0.098	4: 765.0000	-45.151
5: 865.0000	-0.055	5: 865.0000	-34.800
6: 715.0000	0.080	6: 715.0000	-62.781
7: 915.0000	0.078	7: 915.0000	-53.944