


- Miniature 11.4 x 9.6 x 2.5mm SMD package
- Wide frequency range: 27.0MHz to 200.0MHz
- Supply voltage 3.3 Volts
- Frequency stability from ± 1 ppm over -30 to +75°C
- RoHS compliant



DESCRIPTION

EMV62GT series TCXOs are packaged in a miniature 6 pad ceramic SMD package. With squarewave (CMOS) output, tolerances are available from ± 1.0 ppm over -30° to +75°C. The part has a 0.01 μ F decoupling capacitor built in.

SPECIFICATION

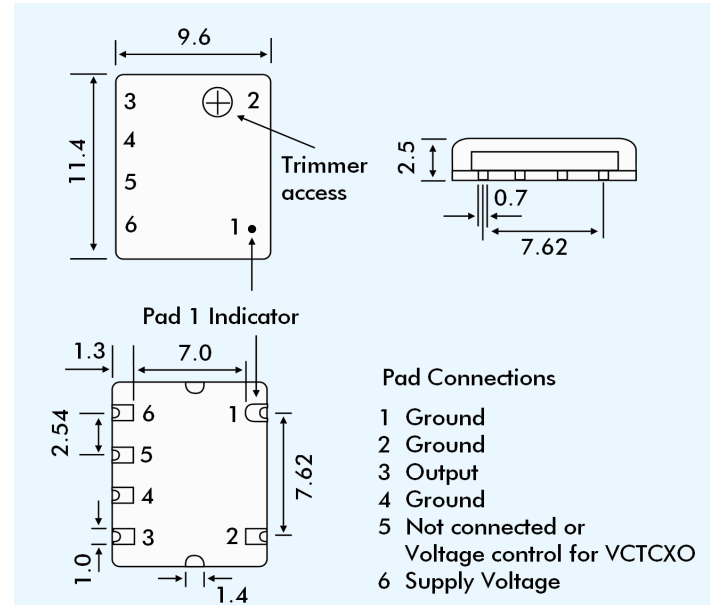
Product Series Code	TCXO:	EMV62GT
	VCTCXO:	VEMV62GT
Frequency Range:	27.0MHz to 200.0MHz	
Output Waveform:	Squarewave, HCMOS	
Initial Calibration Tolerance		
Models without trimmer:	$\pm 2.0\text{ppm}$	
Models with trimmer:	$\pm 1.0\text{ppm}$	
Standard Frequencies:	30.0, 32.768, 38.880, 40.0, 50.0, 54.0, 64.0, 65.536, 77.76, 80.0, 128.0, 160.0 and 200.0MHz (Partial list)	
Operating Temperature Range:	See table	
Mechanical Frequency Tuning:	± 3.0 ppm minimum	
Frequency Stability		
vs. Ageing:	± 1.0 ppm max. first year	
vs. Voltage Change:	± 0.3 ppm max. $\pm 5\%$ change	
vs. Load Change:	± 0.3 ppm max. $\pm 10\%$ change	
vs. Reflow (SMD type):	± 1.0 ppm max. for one reflow (Measured after 24 hours)	
Supply Voltage:	+3.3 Volts	
Output Logic Levels:	Logic High: 90% Vdd min. Logic Low: 10% Vdd max.	
Current Consumption:	40mA maximum	
Rise and Fall Times:	10ns typical	
Duty Cycle:	50% $\pm 10\%$ standard,	
Start-up Time:	5ms typical, 10ms max.	
Current Consumption:	See table below	
Output Load:	15pF	
Storage Temperature:	-55~+125°C	

FREQUENCY STABILITY

Stability (ppm)		± 0.5	± 1.0	± 1.5	± 2.0	± 2.5	± 3.0
Temp. Range (°C)	0 ~ +50	✓	✓	✓	✓	✓	✓
	-10 ~ +60	ASK	✓	✓	✓	✓	✓
	-20 ~ +70	X	✓	✓	✓	✓	✓
	-30 ~ +75	X	✓	✓	✓	✓	✓
	-40 ~ +85	X	X	X	ASK	ASK	✓

✓ = available, x = not available, ASK = call Technical Sales

EMV62GT - OUTLINES AND DIMENSIONS



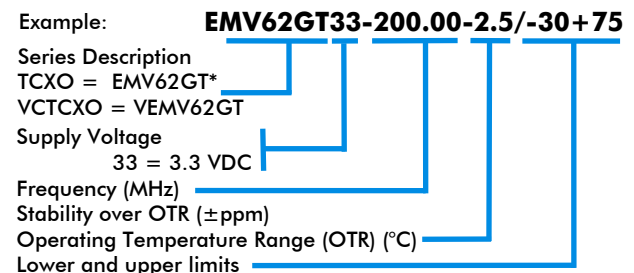
VEMV62GT VOLTAGE CONTROL SPECIFICATION

Control Voltage:	Standard = +1.5 ± 1.0 Volts for all input voltages. (Contact technical sales if +2.5 ± 2.0 Volts is required.)
Frequency Deviation:	± 6.0 ppm min. (Vcon = +4.5V ± 1.0 V)
Slope Polarity:	Positive (increase of control voltage increases output frequency.)
Input Impedance:	2M Ω minimum
Modulation Bandwidth:	25kHz minimum
Linearity:	$\pm 10\%$ maximum

SSB PHASE NOISE at 25°C

Offset		10Hz	100Hz	1kHz	10kHz	100kHz
Part = EMV62GT33	at 77.760MHz (dBc/Hz)	-80	-110	-135	-130	-132
	at 155.520MHz (dBc/Hz)	-80	-110	-125	-120	-125

PART NUMBERING SCHEDULE



* Note, 'G' indicates RoHS Compliant part